

OLA Release notes

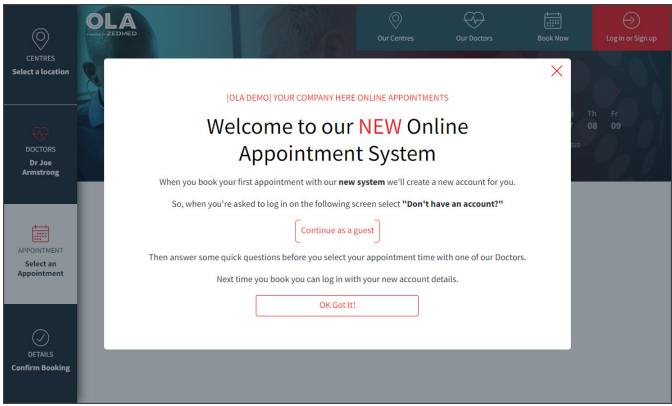
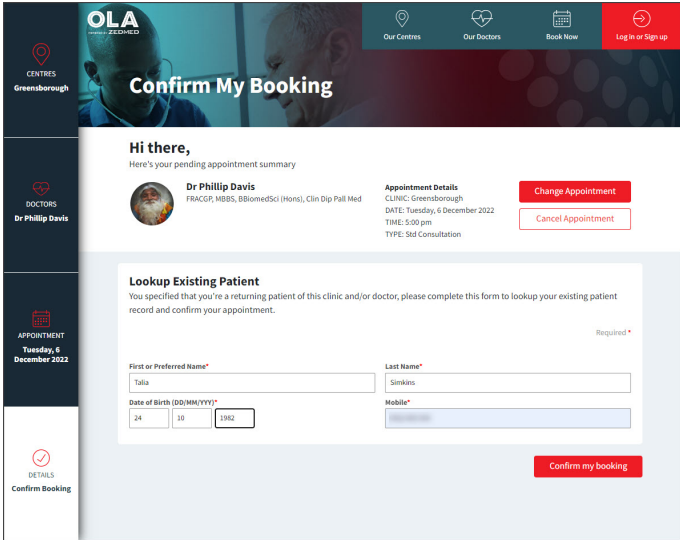
Last Modified on 14/08/2024 2:04 pm AEST

Online Appointments update - 22 July 2024

ZED-9485	<p>Update the OLA Log in screen OLA Login page has been modified to only display the information required to log in or continue as a guest, text relating to having an account has been removed</p>
ZED-9486	<p>Update the Complete your booking screen to make it easier for patients to complete their bookings Updated the Booking Confirmations page with cleaner styling and layout for easier usage on both mobile and desktop</p>
ZED-9489	<p>Added a breadcrumbs bar with side functionality</p> <ul style="list-style-type: none"> Removed the existing sidebar Removed the calendar and search from the appointment selection page Added a new breadcrumb component to display the booking status Breadcrumb options are clickable which opens a sidebar with the ability to modify the selected option Added a new calendar component for the sidebar displaying a full calendar month
ZED-9518	<p>Modify Browser Navigation for useability Full-screen options for making an appointment now have back functionality using the browser buttons If there is an error when selecting a time, the back button will refresh the available times</p>
ZED-9523	<p>Remove map and auto close sidebar for OLA mobile version Removed the map on the clinic locator screen for mobile Auto close side menu when reset password is selected</p>
ZED-9526	<p>Booking is lost when logging in on Confirm My Booking page Fixed issue where the booking was lost if the patient logged into their account on the booking confirmation page. They can now login to their OLA account and complete the booking of the appointment that was selected.</p>

Online Appointments update - 20 June 2024

ZED-9413	<p>Clinic phone numbers will no longer be truncated in the centre details In Zedmed, the practice phone number entered for the OLA branch had to include the area code or the number would be truncated in OLA. This will no longer happen and the format has been updated for easier viewing.</p>
ZED-9414	<p>Changed the use of the term 'Doctor' to 'Practitioner' The word Practitioner provides terminology that can be more widely applied and includes doctors, specialists and allied health providers. If required, Zedmed Support can change the term to one of the practice's choosing.</p>
ZED-9456	<p>The patient's first name and surname fields now support 30 characters This is an increase in the character limit and allows patients to enter their full name when making a booking in OLA.</p>

<p>ZED-9473</p>	<p>Removed the Welcome screen shown to new patients The 'Welcome to NEW' screen was shown to new patients making their first booking, however, it did not add sufficient value and presented unnecessary options to new patients.</p> 
<p>ZED-9474</p>	<p>Enhanced the 'Pending appointment' step to provide clarity when using a phone This screen now makes it clear that additional steps are required to complete the booking. Previously, these steps would be below the viewable area and patients could incorrectly believe the booking had been completed. The Name and DOB fields will now appear at the top of the page.</p> 
<p>ZED-9480</p>	<p>Remove the patient notes field from the appointment booking workflow This screen was removed to prevent the patient from using it to enter sensitive information and describe critical conditions that require a more urgent response.</p>

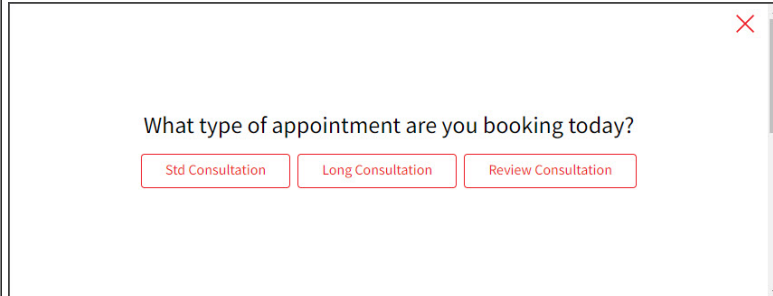
Online Appointments update - 30 April 2024

ZED-8654

Patients must now choose an appointment type in Online Appointments

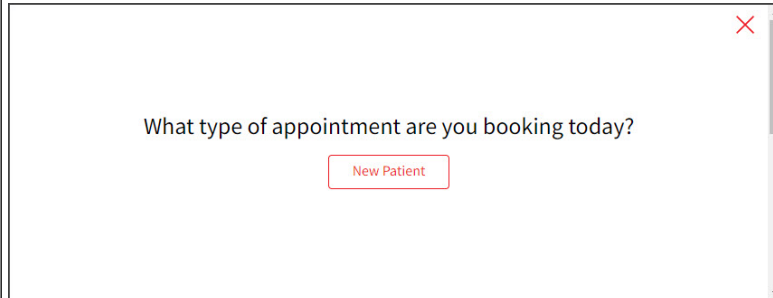
Online Appointments no longer has a default appointment type. Patients must select an appointment type to create a booking to ensure they book for the correct Appointment Type. For new patients, you can configure OLA to only show the New Patient Appointment Type.

Example: existing patient



A screenshot of a web form titled "What type of appointment are you booking today?". The form contains three buttons: "Std Consultation", "Long Consultation", and "Review Consultation". The form is enclosed in a window with a close button (X) in the top right corner and a scrollbar on the right side.

Example: new patient



A screenshot of a web form titled "What type of appointment are you booking today?". The form contains one button: "New Patient". The form is enclosed in a window with a close button (X) in the top right corner and a scrollbar on the right side.

- For more information see the [Online Appointments patient guide](#).
- To manage what appointments are available, see the [Online Appointment Setup guide](#).