

# Zedmed v36.9.0

Last Modified on 11/09/2024 2:33 pm AEST

## Zedmed v36.9.0

### Fixes and enhancements

Office	ZED-7895	<p><b>Doctors can now be made available for Online Appointment bookings by branch</b> The practice can now set each doctors availability for Online Appointment by practice branch</p>
Office/ OLA	ZED-9277	<p><b>You can now specify if an appointment type is available for patients who are new, returning or both.</b> This OLA feature allows appointment types to be made available online and for new, or returning patients, or both, to be able to make an Online Appointment using the appointment type.</p> <p><b>Planned Referral letter requirement:</b> Zedmed supports the planned Referral Letter requirement for new patient bookings. This feature is not yet supported in Online Appointments.</p>
Office	ZED-9274	<p><b>Zedmed now has a setting to manage the order of the doctors displayed in Online Appointments</b> A setting (pin to top) has been added to Zedmed that allows the practice to specify the order in which doctor's names are displayed in the Online Appointments booking page. Note: this feature is not yet live in OLA</p>
Office /OLA	ZED-9460	<p><b>Locked Appointment Book slots for OLA bookings can no longer be cancelled (only deleted)</b> When an Online Appointment is being booked, the slot in the Appointment Book that the patient chose is locked while they complete the booking process. Practice staff can now NOT cancel locked appointment slot. They can only DELETE the locked appointment slot. A patient will get an 'unsuccessful booking' message when they try to make a booking and practice staff delete the slot that was locked for that booking.</p>

## Zedmed v36.8.1

Office	ZED-9447	<p><b>Add all missing Cubiko database tables to list of tables Cubiko needs to access</b> Two additional Zedmed database (SuperPlus) tables have been added to Cubiko accessible list of tables: 1. PATIENT_FILE_NUMBERS 2. TAX_CODES</p>
--------	----------	---

## Zedmed v36.8.0

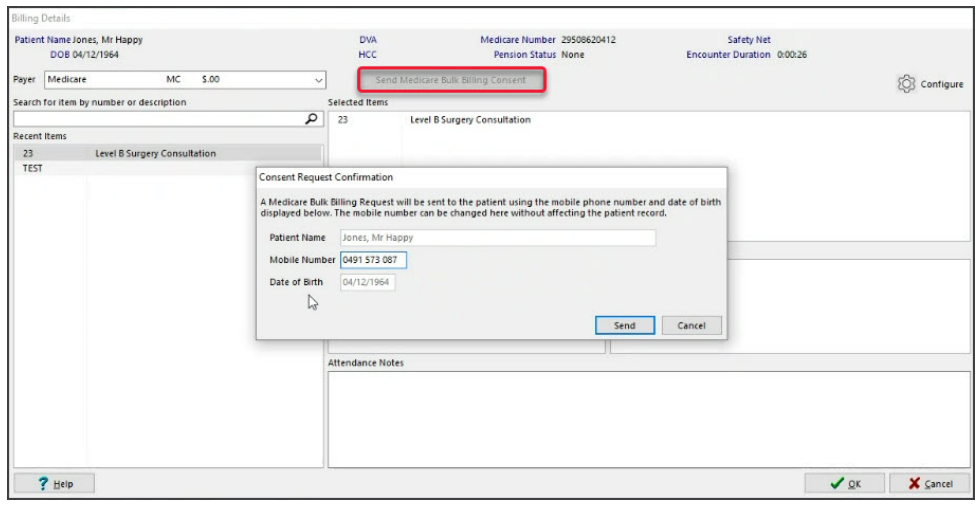
### Fixes and enhancements

Office	ZED-9385	<p><b>Error encountered when trying to delete an attendance</b> Fixed an issue that prevented the deletion of an attendance if a <b>bulk billing consent request</b> has been sent to the patient.</p>
Office	ZED-9387	<p><b>Out-of-range error in the appointment grid</b> Fixed an issue where moving forward in the appointment grid to a week that has an unavailable slot for a doctor caused an out-of-range exception error to display.</p>
Office/ Clinical	ZED-9388	<p><b>Secure Send not working due to an incorrect URL</b> The Secure Send production URL has been fixed.</p>
Office	ZED-9409	<p><b>The Referrals Expiring Report showed patients all expired referrals</b> The Referral Expiring report has been updated to suppress multiple entries for patients with more than one expired referral for the same doctor. Now such patients will appear once along with the most recently expired referral date.</p>

## Zedmed v36.7.0

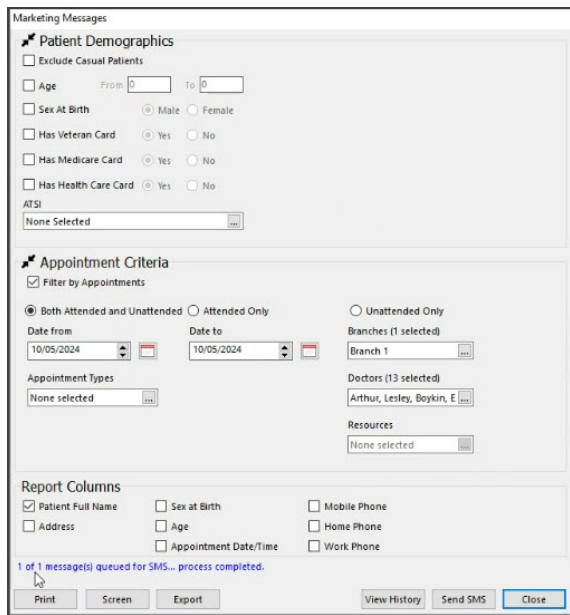
### NEW Electronic bulk bill consent

The doctor's billing screen has a Bulk Bill Consent button that sends an SMS consent request to the patient. The SMS links to a page containing the encounter's services and cost. The patient can read the information and select Accept to consent to be bulk billed. This consent is recorded and will show on the invoice screen as "Medicare consent received" when reception does the billing. To learn more see the new [Bulk billing consent guide](#).



### NEW Marketing Messages

You can now use SMS to send informational and promotional messages to select groups of patients using our new Marketing Messages feature. To learn more see the [Marketing Messages guide](#).




### NEW Allow bookings from different OLA accounts to link the same patient record

Patients booked for OLA appointments with their own account can also have an appointment booked under a family member's OLA account. E.g, a mother adds their child to their OLA account as a family member and books an appointment. That child can still create their own OLA account and book an appointment and both appointments will use the same patient record.

### NEW Cubiko

Zedmed has added support for the Cubiko practice intelligence service. There is a direct link for Cubiko customers to access the Cubiko App on Zedmed's Management tab. A subscription to Cubiko is required to use this service. To learn more about this paid service, visit the [Cubiko website](#).

To learn more see the [Zedmed Cubiko guide](#).



### NEW Credit Card Payment Support for Online Appointments

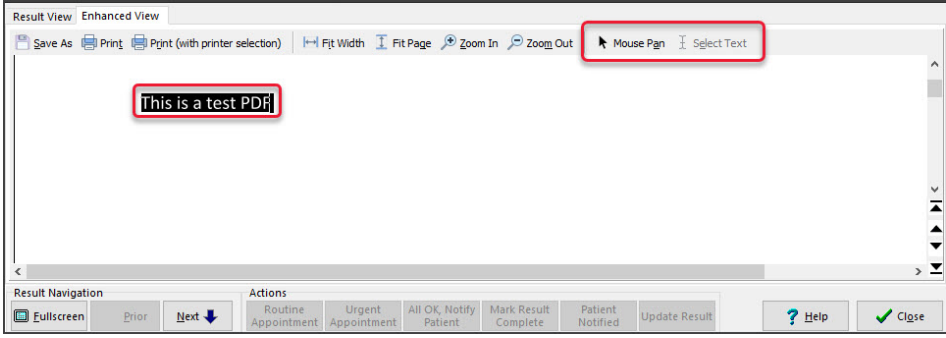
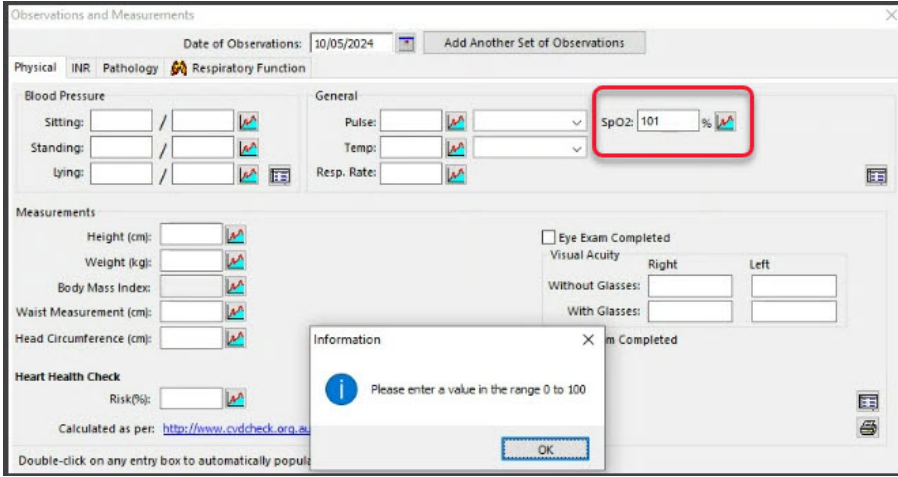
Practices can enable Online Credit Card payments for specific practitioners and appointments. The Credit Card information is requested when the patient makes the appointment and used for billing after the appointment.

### UPDATE: Update Return to Work SA

The way Zedmed users access Return to Work SA Work Capacity Certificates (eWCC) has changed. Telstra Health still hosts RTWSA but the access point is changing to HealthLink Smartforms, which Zedmed is already integrated with. To learn more, see [the RTWSA guide](#).

### Fixes and enhancements

Office	ZED-8993	<b>The Surgical Procedures report will now always show the Patient's Fund details.</b> The report previously only listed the Patient's Insurance Fund details when there was a quotation attached to the procedure.
Office	ZED-9134	<b>Secure Send is now correctly working for payment receipts in Office.</b> The 'Send to Patient' button was not working correctly for Receipts. This has been resolved and you can now Print, Email and Secure Send payment receipts from Office.
Office	ZED-9356	<b>RTW SA forms are now displayed in Clinical's Summary Views.</b> RWSA Work Capacity Certificates are now submitted using HealthLink SmartForms and Zedmed has been updated to save these forms in Summary Views > Documents.
Office	ZED-9352	<b>Fixed the error "AppointmentList is empty" that appeared when clicking Bill.</b> This error occurred when clicking Bill in the Appointment Book without having an appointment slot selected.
Office & Clinical	ZED-9138	<b>Intramail's subject field is no longer truncated to 40 characters.</b> The intramail subject will now display the full 100 characters in both Office and Clinical.
Office & Clinical	ZED-9194	<b>The correct message will now display when selecting Reply in Intramail.</b> Fixed the issue which in some instances caused a different message from the one selected to be displayed when replying or forwarding an intramail message.

Office & Clinical	ZED-9247	<p><b>Text selection is now supported for PDFs so you can Copy/Paste text in Clinical and Office .</b></p> <p>Two additional toolbar buttons have been added to the viewer for PDF documents in Clinical and Office that switch the mouse action between panning the document and selecting text. This allows text within the PDF to be easily copied and pasted into other documents.</p> 
Clinical	ZED-7662	<p><b>The Problem/RFE window will now correctly update when switching tabs or reopening an encounter.</b></p> <p>When switching between problem tabs during a patient encounter, the incorrect information for the selected problem was displayed.</p>
Clinical	ZED-8991	<p><b>Blood O2 Saturation Values are now supported in Patient Observations.</b></p> <p>The Patient Observations screen now enables the recording of Blood Oxygen Saturation measurements. The new measurements are included in the General Measurement Reports and in the MergeFields in the Template Editor and Letter Writer.</p> 
Clinical	ZED-9006	<p><b>A securely sent Referral Letter will display a warning if you select Secure Send again in the same letter.</b></p> <p>This is to avoid the same Referral Letter being accidentally sent to a patient more than once. This update does not apply to Pathology or Radiology Referrals.</p>
Clinical	ZED-9141	<p><b>Zedmed has added the Vision Radiology template to Clinical.</b></p> <p>This means you can now print referrals to Vision Radiology paper when writing a <b>Radiology Referral</b>. Selecting a recipient laboratory from the Referrals module sets the template to be used.</p>
Clinical	ZED-9193	<p><b>The Clinical History User Group field now displays the assigned group when editing a staff member.</b></p> <p>In Zedmed Security Roles and Users, there was an issue where Clinical user groups were blank when opening User details.</p>
OLA	ZED-9201	<p><b>Fixed a time-out issue that prevented Upcoming or Previous appointments from displaying.</b></p> <p>This problem prevented appointments from appearing in the My Appointments area.</p>
Utilities	ZED-9001	<p><b>Fixed the error "Access Violation" when running Pattie.</b></p> <p>This issue occurred when Zedmed wrote to the log files that caused the Pattie system to crash.</p>

## Zedmed v36.6

Upgrading to this version will provide the following updates.

### **IMPORTANT:** This upgrade will update your eRx certificate and change the communication endpoint from HTTP to HTTPS.

This update is required because the erx.com.au :8830337559 certificate is expiring on 25 June 2024 and the eRx Adapter must be updated to ensure continued operation of the eRx service. HTTPS will use a different port and the eRx web address will change to HTTPS. If you use a firewall with port/internet restrictions, you may need to open a new port to support the new endpoint.

### **NEW Referrals Expiring Report**

This report allows the practice to see expiring referrals by Date, Practitioner and Appointment Type and send SMS notifications to patients regarding their referrals. [Learn more.](#)

### **NEW Billed status in the Appointment Book**

A \$ icon (see screenshot) will now appear in the Appointment Book next to patients who have been billed. The billed icon is part of the following sequence of status icons: File Pulled > Attended > Billed.



### **NEW ATSI status in Clinical**

The ATSI status in the patient's record is now reflected in Clinical with icons.



### **NEW Drugs Module without MIMS**

Zedmed's Drugs module can now be used to create prescriptions without MIMS.

API	ZED-9284	<b>Move Office interface endpoints from HI service into Zedmed API for Jayex</b> Office interface endpoints have been migrated from the old HI service into the Zedmed API for Jayex.
API	ZED-9230	<b>Created Jayex rest API endpoints in Zedmed API (This update applies to Jayex kiosk customers).</b> Jayex API has been moved from HI Service into Zedmed API (by default the port number is 9821). In the CRS_App_Server.ini is still required for the Jayex integration to work - please note that the config: [OfficeHIService] RunRestService=Yes
System	ZED-9336	<b>Further enhancements to Zedmed's internal process logging</b> Added more targeted logging surrounding the clinical service hang issue. Made a change to MIMS initialisation that may fix the hanging issue and changed the MIMS config use of database connections.
System	ZED-9294	<b>Enhanced Zedmed's logging functionality</b> Improved the options available to log Zedmed's internal processes when troubleshooting problems. This improved logging level can only be manually enabled and disabled by Zedmed on the practice installation once the practice provides access. Changing logging levels requires a restart of the Zedmed service.

Office	ZED-9195	<p><b>Add the eRx certificate updater to the Zedmed upgrader which changes the communication endpoint from HTTP to HTTPS</b></p> <p>This update is required because the erx.com.au :8830337559 certificate is expiring on 25 June 2024 and the eRx Adapter must be updated to ensure continued operation of the eRx service. HTTPS will use a different port and the eRx web address will change to HTTPS. If you use a firewall with port/internet restrictions, you may need to open a new port to support the new endpoint.</p>
Office	ZED-9256	<p><b>Fixed performance issues and missing QR codes for printed electronic prescriptions</b></p> <p>Replaced the application used for QR Code Generation to improve the performance and resolve a missing QR code issue when printing paper prescriptions with eRX enabled.</p>
Office	ZED-8859	<p><b>Create a new report "Referrals Expiring Report"</b></p> <p>A new report is available in Office to show patients with upcoming appointments for which their referral letter has expired. The Referrals Expiring Report can be found in Management &gt; Reports.</p>
Office	ZED-8899	<p><b>Add a Billed symbol to the appointments screen once a patient has paid/been billed</b></p> <p>Zedmed Office now displays a billed icon on the appointment screen after a patient has been admitted and billed.</p>
Office	ZED-8940	<p><b>On Patient Details Other Contacts set default phone number to Mobile</b></p> <p>Next of Kin and Emergency Contacts now default to Mobile Phone rather than Home Phone in Patient Details.</p>
Office	ZED-8952	<p><b>Dr Name merge field not working in SMS reminders when a title is not specified</b></p> <p>Scheduled Appointment Confirmation, Reminder and Recall messages that include the Doctor Name merge field now correctly include the Doctor's Name for a doctor who does not have a Title specified.</p>
Clinical	ZED-9343	<p><b>Fixed an eScript Error that occurred if a drug had an AMT-MPP code but no AMT-TPP code.</b></p> <p>The drugs known to have this issue are: Gabapentin 100mg Oral Capsule 100mg [100] &amp; Tamsulosin hydrochloride 400mcg Modified Release Tablet 400mcg [30].</p>
Clinical	ZED-8836	<p><b>Prevent failure to load HealthLink forms when one of the HL7 files cannot be loaded</b></p> <p>Issue that caused failure while loading HealthLink Forms if an HL7 file is corrupted has been fixed. Now forms will be loaded even if a corrupted file was detected. Corrupted files or data parts will be skipped.</p>
Clinical	ZED-9128	<p><b>Fixed an issue causing MHR upload failures</b></p> <p>Fixed the issue that caused the MyHealth Record upload process to fail when marking jobs as ready to be sent.</p>
Clinical	ZED-8870	<p><b>Zedmed API issue - An Invalid Connection String Argument</b></p> <p>The issue that caused the "An Invalid connection string argument" error during the MIMS update check or when prescribing electronically has been resolved.</p>
Clinical	ZED-8872	<p><b>Validate Email and mobile data entered into the Address book</b></p> <p>Zedmed Clinical now validates the email and mobile phone fields when creating or editing a contact in address book. The email entered must conform to "user@hostname" pattern, whereas mobile phones must be 10-digits long (without spaces), or up to 12-digits long (with spaces) and begin with "04".</p>
Clinical	ZED-8855	<p><b>Disabling use of MIMS as a database does not allow to use Drugs Module</b></p> <p>Added the ability to use the prescribing module in clinical without having MIMS installed. Un-check the "Use MIMS for Medication Database" option in the Drugs tab of Global Options Note that only recipe drugs will be available to prescribe.</p>
Clinical	ZED-8894	<p><b>Save column order not working in My Options</b></p> <p>Zedmed Clinical medications dialog will now remember user-specified grid column order and widths on the "Existing Drugs" tab page.</p>
Clinical	ZED-8897	<p><b>Add ATSI status to the patient demographics</b></p> <p>A patient's ATSI status is now displayed graphically in the Patient Details screen within Clinical.</p>
Clinical	ZED-8908	<p><b>Change the pregnancy shortcut key from ctrl-B to something else that is available</b></p> <p>The keyboard shortcut to open Encounter &gt; Pregnancy module has changed from Ctrl-B to Ctrl-Alt-B.</p>

Clinical	ZED-8910	<b>Current/Resolved problems move arrow not enabled when moving to next item</b> Fixed issue that required an extra click away from the list to re-enable the arrow to move problems from Current to Resolved or vice versa.
Clinical	ZED-8912	<b>Uncheck authority if private is selected as PBS Status in Prescription Script details</b> When prescribing a Drug with a PBS Status that requires an Authority, if the status is changed to Private, the Authority checkbox is now automatically cleared
Clinical	ZED-8944	<b>Global options Max file upload size text box is incorrectly displayed on all tabs</b> A cosmetic issue has been fixed on Clinical global options dialog where the max file upload size edit field would continue to display on all tab sheets.
Clinical	ZED-8953	<b>Letter Writer - Insert &gt; Today's Notes inserts the text with incorrect formatting</b> When "Todays Notes" are inserted from the Letter Writer in Clinical the notes no longer contain additional blank lines.
Clinical	ZED-8980	<b>Fix buttons displayed on allergies message box question</b> When changes to a patient allergy are about to be inadvertently lost, the confirmation message box now displays Yes and No buttons rather than Yes and Ok buttons.

## Zedmed v36.5

Upgrading to this version will provide the following features and updates.

To assist with the adoption of these new features, see the [Zedmed v36.5.2 checklist](#).

### NEW Electronic signatures

Electronic signatures can now be added to letters and referrals by applying the 'signature image' merge field. Simply save the practitioner's signature as an image file and upload it to their profile. [Learn more](#).

### NEW Secure Send

Secure Send is a feature that uses email or ZedSMS to send invoices, documents and referrals (including radiology and pathology referrals) to the patient or payer using a link to a secure download. [Learn more](#). **To enable Secure Send**, submit a [request form](#).

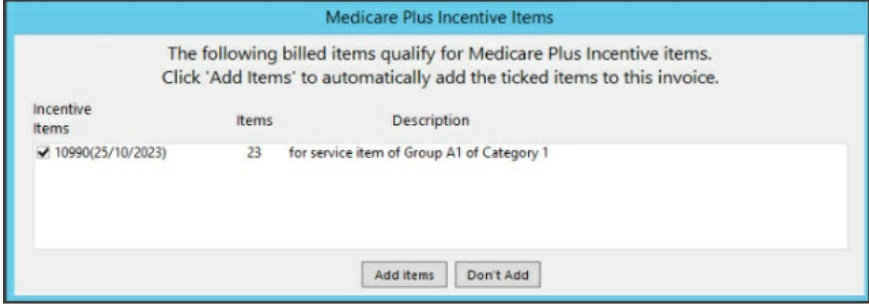
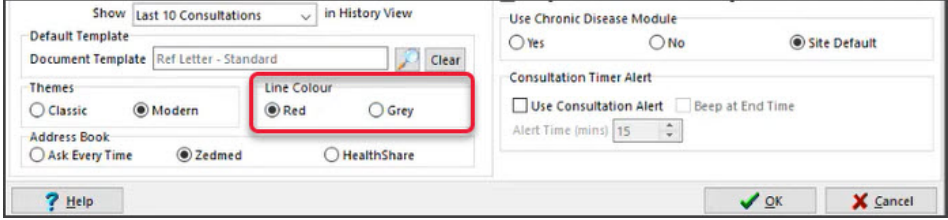
### NEW Automatic recall reminders

SMS recall reminders can now be scheduled to go out automatically using the same process as scheduled appointment reminders in Zedmed's SMS Configuration console. [Learn more](#).

### NEW MyMedicare support

MyMedicare is a voluntary patient incentive scheme designed to formalise the relationship between patients and their practitioners. This update supports MyMedicare bulk billing incentive items, and the ability to record and display a patient's MyMedicare registration status in Zedmed. [Learn more](#).

Office	ZED-8766	<b>Resolved Error: Cannot Reconcile Patient - Duplicate Message_ID</b> Fixed an error that could occur when performing a provisional patient merge. This error would occur when the patient already exists in Zedmed and replies to an SMS before the patient reconciliation occurred.
Office	ZED-8767	<b>Resolved an Error that appeared when adding a patient to an appointment from the waiting list.</b> Fix an error that occurred when adding a patient to an appointment using the cancellation waiting list - if an SMS reminder had already been sent for the existing appointment.
Office	ZED-7765	<b>Resolved Error Code 400 when creating a Doctors App QR Code.</b> Fixed an error that could occur when creating a Doctors App QR code in Zedmed. The code is scanned by a user to enable to app on their device.

Office	ZED-8794	<p><b>New Medicare Plus Incentive items</b>  A notification will advise if New Medicare Plus Incentive scheme items are available to the patient during billing. This includes the new MyMedicare incentives.</p> 
Clinical	ZED-8978	<p><b>Fixed the Results Inbox sort order</b>  The Results Inbox now sorts the results correctly when sorting by the Result Reported Date when you use Get all Results for a Patient button. The Result Reported Date is the date of collection/testing</p>
Clinical	ZED-8589	<p><b>New Radiology referral template: iMed Radiology Imaging Specialist</b>  The Radiology-MedReferralSpecialist request form is now available as a Radiology Form in Clinical.</p>
Clinical	ZED-8881	<p><b>New Radiology report template: iMED Radiology - Myocardial perfusion imaging request</b>  The report template RadiologyI-MedMyocardialPerfusionImaging is now available in Clinical.</p>
Clinical	ZED-8702	<p><b>The red lines in Zedmed's modern UI option can be changed to grey</b>  Added the ability to change the red lines separating each section in the Clinical UI to grey lines. This is changed in Clinical Tools &gt; My Options &gt; General tab under Line Colour: Red/Grey.</p> 
Clinical	ZED-8728	<p><b>Removed Measurements from the Clinical document writer's Details Merge fields</b>  Removed the outdated "Measurements" merge field from the Clinical document writer's template tools. The "Measures" merge field should be used going forward.</p>



**AIR Update - New mandatory field: Vaccine Type (Regulatory compliance update)**

Added a new field mandatory field called Vaccine Type that will be required for government compliance in March 2024, and expanded the Route option descriptions.

Clinical ZED-8802

The screenshot shows a software window titled "Immunisation" with a close button (X) in the top right corner. The form is divided into several sections:

- Doctor:** Includes a "Branch" dropdown menu set to "Albany Road Clinic", a "Name" dropdown menu set to "Phillip Davis", and two checkboxes: "Not Given Here" and "Administered Overseas".
- Immunisation Details:** Includes a "Brand/Vaccine" dropdown menu with a "Manual..." button, an "Include non-AIR vaccinations" checkbox, a "Date Given" field set to "10/01/2024", a "Dose" field, a "School ID" field, and a "Batch Number" dropdown menu with a "Store Batch No." checkbox. A note states: "Required only if immunisation administered at a school (available from the [ACARA Australian Schools List](#))".
- Site:** A dropdown menu.
- Route:** Includes checkboxes for "Intramuscular", "Subcutaneous", "Oral", and "Intradermal".
- Vaccine Type:** This section is highlighted with a red border and contains checkboxes for "Antenatal", "NIP or Commonwealth", "Private", and "State Program".
- Comment:** A text input field.

At the bottom of the form, there are three buttons: "Add Recall", "OK" (with a green checkmark icon), and "Cancel" (with a red X icon).

**Send directly to pharmacy option for electronic prescriptions (Regulatory compliance update)**

On the Electronic Prescriptions screen, there is now a "Send directly to Pharmacy" checkbox with a reasons drop-down. This option will print out a QR code (token) for the prescription that can be faxed or scanned then emailed directly to the pharmacy. This is for compliance with state and territory legislation that prevents prescriptions from being given to patients for specific controlled substances.

Clinical ZED-8781

**Electronic Prescription**  
Dr Phillip Davis RACGP  
Branch 1  
Level 1, 60 Albert Road  
SOUTH MELBOURNE 3205  
Prescriber Number: 9577773  
Phone Number: 03 9284 3300

Patient's Name: **Ms Marianna Louise Jones**  
Address: **6 Jones Pl  
GOWRIE 2904**  
Date of Birth: **19/05/1967**  
Date: **03/01/2024**

Patient's Medicare No: **22980396741**  
Pharmaceutical benefits entitlement number  
PBS Safety Net entitlement card holder  Concessional or dependant RPBS beneficiary or PBS Safety Net card holder   
PBS  RPBS  Brand substitutions not permitted

Rosuvastatin 5mg Coated Tablet 5mg [30]  
PUFF  
Qty: 1\*30 5 repeats

Notes for pharmacist (staged supply, special approval, specific condition, etc).  
NOTE: may be visible to patient.

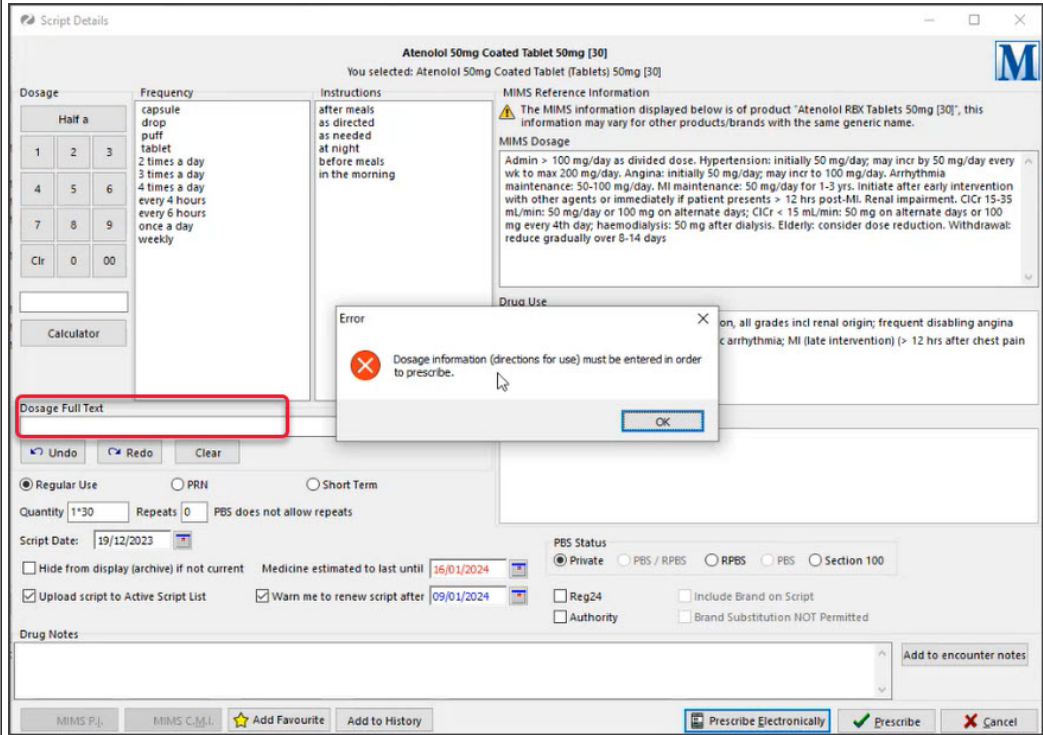
Route of Administration: **Oral**  
Clinical Indication:   
Minimum Repeat interval (days):   
Warrant number:   
 Unusual Dose  
 Script is for urgent supply (script owing)

Electronic Prescribing Token delivery  
 SMS: 0406991730  
 Email:   
 No Electronic Token  
 Print Paper Token  
 Upload script to Active Script List

Send prescription direct to Pharmacy Reason: **Dosing Point**  
The option above will prevent the patient from receiving the token. It is intended that the paper token be printed and provided directly to the pharmacy.  
This is due to a requirement in individual state and territory legislation that prevents prescriptions from being handed over to the patient for specific controlled substances.

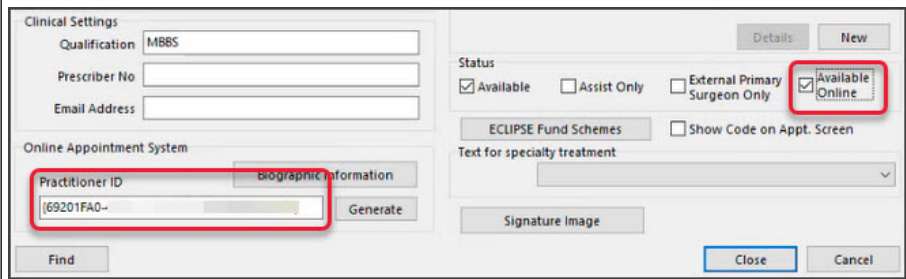
Clinical ZED-8840

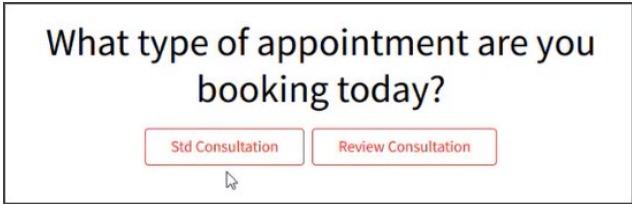
**Dosage information is now mandatory for all prescriptions (Regulatory compliance update)**  
 Prescribing now requires dosage information in the Dosage Full Text field. This is a compliance update for electronic prescribing that has been applied to all scripts.



OLA ZED-8650 ZED-8649

**New Practitioner ID option as an alternative identifier for Online Appointments.**  
 Zedmed can generate a Practitioner ID so a doctor can be set up for Online Appointments. This is ideal for treating doctors without an HPI-I. The Practitioner ID is assigned in the doctor Details screen, along with the Available Online setting for OLA.



OLA	ZED-8654	<p><b>Patients must now choose an appointment type in Online Appointments</b></p> <p>Online Appointments no longer has a default appointment type. Patients must select an appointment type to create a booking, ensuring they book for the intended appointment type. This prevents patients from booking the incorrect appointment type and allows you to only give new patients a new patient appointment type.</p>
		

## Zedmed v36.3.4

Upgrading to this version will provide the following updates.

Clinical	ZED-8867	<p><b>Resolved Error: Item not found when closing a patient file in Zedmed Clinical.</b></p> <p>This error occurred when opening a patient in Clinical from Office, if Clinical had not been shut closed properly.</p>
Clinical	ZED-8886	<p><b>Resolved Error: List Index (1) out of bounds.</b></p> <p>This error also occurred when opening a patient in Clinical from Office, if Clinical had not been shut closed properly.</p>
Clinical	ZED-8865	<p><b>Resolved Error: Unsatisfied constructor on type: MyHealthRecord.Conversion.TMhrDocumentView.</b></p> <p>The error occurs when trying to view a result that has been added to the summary view from My Health Record.</p>
Upgrader	ZED-8882	<p><b>Resolved Issue with Zedmed Upgrade file v36.3.3</b></p> <p>The error prevented some users from upgrading.</p>

## Zedmed v36.3.3

### NEW HealthShare integration

The Clinical Address Book is now integrated with [HealthShare](#) so practitioners have access to Australia's most used Specialist and Allied Health directory for letters and referrals. This feature requires internet access. Learn more in our [HealthShare guide](#).

### NEW Intramail search

There is now a search option in Office and Clinical Intramail so you can search your inbox and sent items for mail using the sender's name, subject, date range or a linked patient. Learn more in our [Intramail guide](#).

### NEW Editor for Office templates

For customers who do not have Microsoft Word, we have added a Zedmed RTF editor so you can create custom Office templates. This is useful for on-premise customers moving to Zedmed Cloud. Learn more in our new [Office templates guide](#).

### NEW Banking Report enhancements

10 updates to Zedmed's banking reports to improve clarity and consistency.

Office	ZED-8409	<p><b>Support has been removed for 3rd party SMS providers</b></p> <p>Support for "SMS Everyone", "Inspirus" and "Other"(generic) SMS providers has been removed. <a href="#">ZedSMS</a> replaces these providers for the sending of SMS messages from Zedmed.</p>
--------	----------	--

Office	ZED- 8832	<b>ZedSMS performance updated</b> The ZedSMS SendPoint was updated to improve the send and receive speed of SMS messages.
Office	ZED-8466	<b>ZedSMS Purchase Link updated</b> Updated link to purchase credits for ZedSMS due to the change in supported providers. It now points to the <b>ZedSMS Message Centre</b> .

## Banking Report enhancements

The following enhancements have been made to Zedmed's Banking reports:

- Removed unused **HealthPoint** sections from bank reconciliation, deposit & session reports.
- Widened the payer name column **On behalf of** to accommodate longer names.
- Renamed the 'Bank Reconciliation Report' heading from **Reversals** to **Cross-Session Reversals** to reflect the data presented more accurately.

Batches								
Closed On	Batch #	Cash	Cheques	MC Chq	Cards	Total	EFTPOS	Reversals
23-Jun-2023	4	213.90	0.00	92.70	108.75	\$413.35	4,212.49	142.80
<b>Totals</b>		213.90	0.00	92.70	108.75	413.35	4,212.49	142.80
		<b>HealthPoint</b>	0.00					
<b>Totals</b>		0.00						

Direct Deposits							
Date	Paid by	Bank	Branch	Details	On behalf of	Pay Date	Amount
01/Jun/2023	Medicare	Reserve	Canberra	Dr Jackson	Medicare		132.45

- Updated the Bank list label to say, **Show Inactive Bank Accounts** (previously 'Show All Bank').
- **New page on staff change** checkbox is now only enabled if **Group by staff member** checkbox is ticked.

**Banking Reports**

Use this screen to print reports on previous and current batches and sessions. If you want to close a batch or session, please use the Bank Deposit screen or the Print/Close Session screen.

To ensure this report includes all transactions from all other workstations, it is recommended you exit from all instances of Zedmed Office running on this workstation and log in again.

**Style**

Batch Details  
Batch Number: <Current Batch>

Session Details  
Session Number: 34 Started On 15/03/2023 9:22:19 AM

Reconciliation Report  
From: 01/11/2023 To: 30/11/2023

**Criteria**

Banklist:  Show Inactive Bank Account  
Albert Road MC Bank Account

Group by staff member  
 New page on staff change

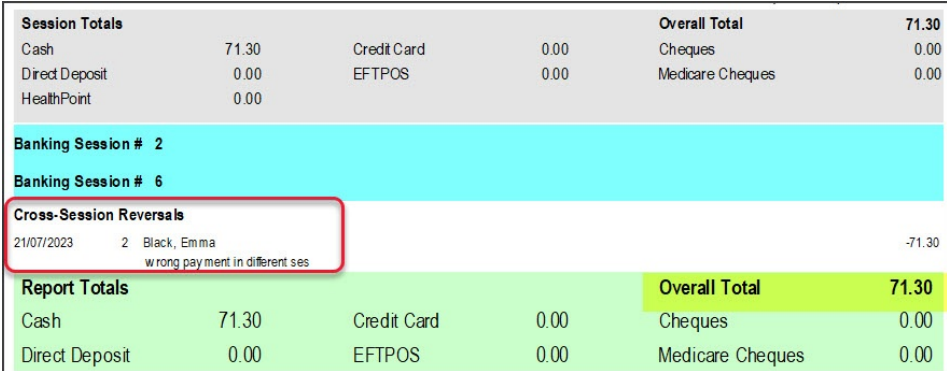
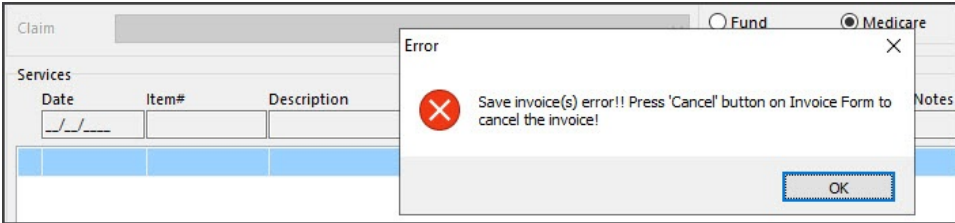
Print
Screen
Export
Help
Close

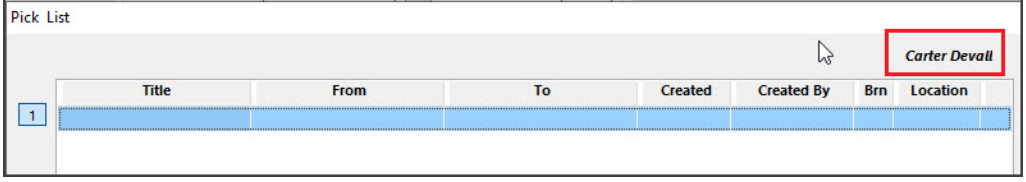
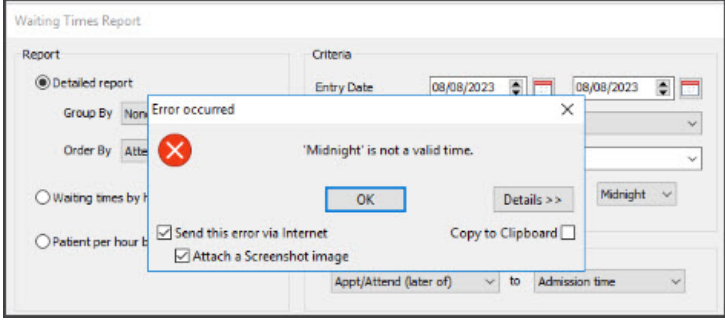
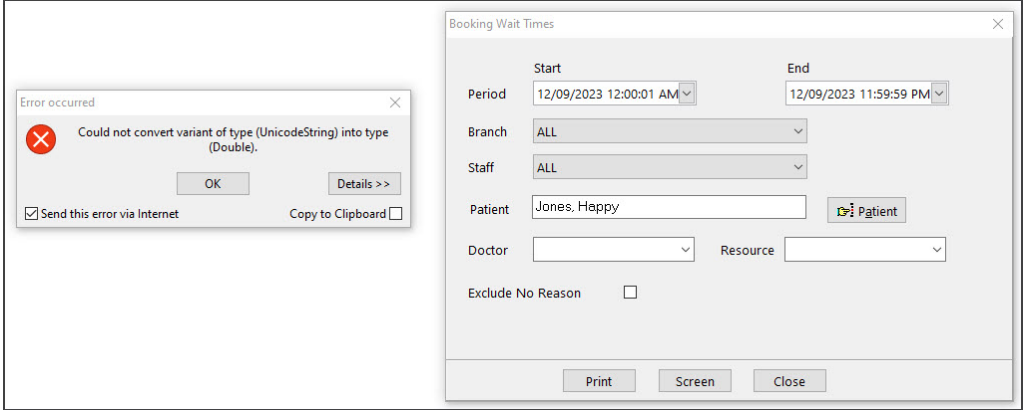
Test Branch 1      PDAVIS

- Fixed an issue where payments by staff would not print on separate pages if the option 'New page on staff changed' was selected.
- Fixed an issue to prevent using the same reason text for all reversals made without closing the payment enquiry form.


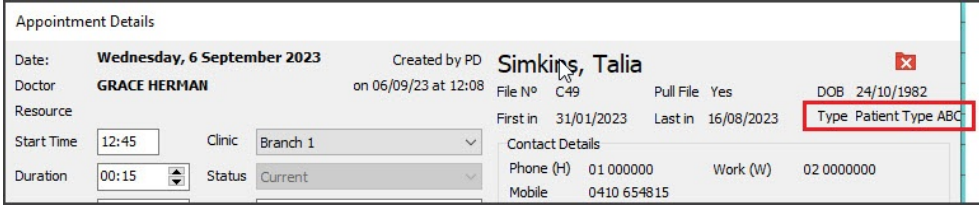
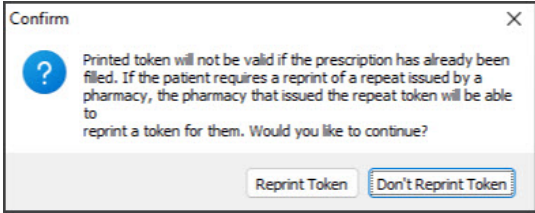
Office

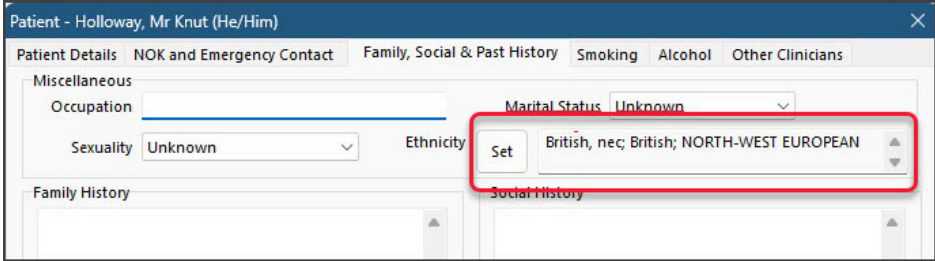
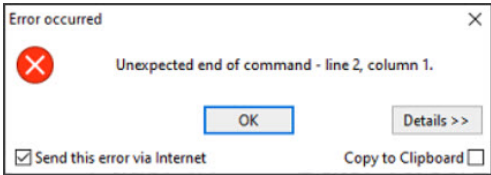
ZED-8418


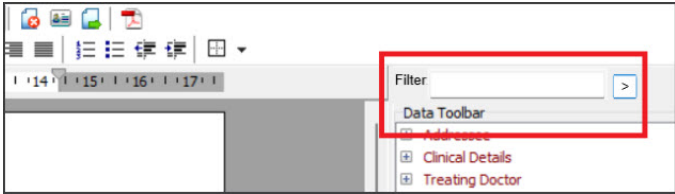
Office	ZED-8445	<p><b>Resolved an issue with the inclusion of cross-session reversals</b>  The Banking <b>Batch Details Report</b> now takes into consideration any cross-session reversal transactions in the overall totals section of the report.</p>  <p>The screenshot shows a report with the following sections:</p> <ul style="list-style-type: none"> <li><b>Session Totals:</b> Cash 71.30, Direct Deposit 0.00, HealthPoint 0.00, Credit Card 0.00, EFTPOS 0.00, Overall Total 71.30.</li> <li><b>Banking Session # 2</b> and <b>Banking Session # 6</b> are highlighted in cyan.</li> <li><b>Cross-Session Reversals:</b> A table with one entry: 21/07/2023, 2 Black, Emma, wrong payment in different ses, -71.30. This section is highlighted in red.</li> <li><b>Report Totals:</b> Cash 71.30, Direct Deposit 0.00, Credit Card 0.00, EFTPOS 0.00, Overall Total 71.30, Cheques 0.00, Medicare Cheques 0.00. This section is highlighted in green.</li> </ul>
Office	ZED-8463	<p><b>Changed the Banking Reconciliation Report date format</b>  The Banking Reconciliation report now consistently uses "dd/mm/yyyy" as the date format.</p>
Office	ZED-8500	<p><b>Changed the date format for Reversals on banking reports</b>  Reversal transactions printed on banking reports now use "dd/mm/yyyy" as the date format.</p>
Office	ZED-8432	<p><b>Resolved an error encountered when canceling an invoice without a service record</b>  This error occurred when creating an invoice, adding then removing a service and then trying to delete the invoice. This error will no longer occur as the action buttons will be disabled when no service items are in the service item list or in the add service item box.</p>  <p>The screenshot shows an invoice form with a table for Services. An error dialog box is overlaid on the form, containing the text: "Save invoice(s) error!! Press 'Cancel' button on Invoice Form to cancel the invoice!". The dialog box has an "OK" button.</p>
Office	ZED-8436	<p><b>Resolved performance issues caused by an HI service outage</b>  This fix prevents the Patient records from loading very slowly during the opening of multiple patient records when the HI service is down. The IHI check should now be run in the background for each individual patient without slowing down the UI performance.</p> <p>Additional information has been added to the MHR Status section of the patient record and will display when the IHI check is running and if the check times out it will update to display this information.</p>

Office	ZED-8480	<p><b>Resolved an issue that caused a Patient's name to be cut off on the Patient Letter pick list.</b>          In the Patient Pick List Dialog (Patient&gt;Letters&gt;Pick List) - Last letter of Family name was cut off due to the font style.</p> 
Office	ZED-8530	<p><b>Fixed Error 'Midnights not a valid time,' on the Waiting Times report.</b>          Fixed an issue where an error was displayed when Midnight was selected as the End Time on the Waiting Times report. Occurred when you select Daily Reports &gt; Waiting Times &gt; Select the End Time dropdown and choose Midnight &gt; Click on Print or Screen.</p> 
Office	ZED-8534	<p><b>Resolved an issue that caused a patient's pronoun to disappear</b>          Fixed an issue where clinic-defined pronouns (dropdown list management ) could disappear from the pronouns selected for a patient.</p>
Office	ZED-8594	<p><b>Resolved a Booking Wait Time Report error and corrected the changes shown</b>          The Booking Wait Time report will now display changes from the last edit made to an appointment. Additionally, the report has been fixed to prevent an error when running the report for a single patient.</p> 



Office	ZED-8596	<p><b>Resolved an issue with how the Date Details were display in Linked Appointments</b> The Linked Appointment Details dialog has been updated to use text formatting consistent with the rest of the application. This resolved Linked Appointment Details - Date Details overlap.</p> 
Office	ZED-8598	<p><b>Resolved issue with Patient Type details display in the Appointment and Attendance Details dialogs</b> The Patient Type in Appointment Details and Attendance Details screens no longer overlap the screen.</p> 
Office	ZED-8657	<p><b>An Assist Fee can no longer be used with non Assist able item</b> When setting a billing item as an assisted item that is not an assistable item, the Assisting Billing Options screen is no longer displayed.</p>
Office	ZED-8658	<p><b>Resolved an issue with the Service date and Billing date range in the Assistant Service Report.</b> Fixed the date picker button for "To date" on the Assistant Service Report so that the date selected is displayed in the To field and not the From field.</p>
Office	ZED-8659	<p><b>Fixed the layout of the reprint token message box.</b> Removed an incorrect line in the message displayed when reprinting an eScript token.</p> 
Office	ZED-8772	<p><b>Office will still run if the cancel button is clicked on the Login screen.</b> Fixed issue where Patients.exe would crash when Office was closed without logging in first (i.e. opens Zedmed Office, then closes the login prompt to exit, without logging in).</p>
Office	ZED-8777	<p><b>Selecting F4 twice will once again bring up the last patient searched.</b> Fixed issue where if a patient is associated with more than one branch selecting F4 twice (or clicking on Last button) did not open the last patient.</p>

Office	ZED-7492	<p><b>Staff Username truncates to 10 characters automatically</b></p> <p>The "Edit Staff Member" dialog (Staff tab in the Security module) now prevents users from entering usernames greater than 10 characters in length.</p>
Clinical	ZED-8483	<p><b>Added an Ethnicity field to Zedmed Clinical</b></p> <p>Capturing or viewing a patient's ethnicity details has been added to the Family, Social &amp; Past History information in Clinical.</p> 
Clinical	ZED-8544	<p><b>Resolved UI Issues in Clinical Reports</b></p> <p>Fixed some minor issues with font sizes and labels being cut off in the Clinical reports, including Font Types or Font Size and Labels being cut off.</p>
Clinical	ZED-8552	<p><b>Updated the Intramail UI in Clinical</b></p> <p>Clinical intramail buttons and icons have been updated on main dialog to match those in Office.</p>
Clinical	ZED-8561	<p><b>Fixed the Results Inbox Error: Unexpected end of command-line 2, column 1</b></p> <p>Results Inbox has been fixed to prevent an error when retrieving results for all doctors on clinics with a large number of doctors configured.</p> 
Clinical	ZED8574	<p><b>Enabled a configuration to limit attachments tab file size in clinical</b></p> <p>Added a maximum value in MB's for uploading of files to tabs in the summary views and set the default. This can be found in the Global Options &gt; General tab.</p>

Clinical	ZED-8595	<p><b>Turned on Icon captions by default in Zedmed Clinical</b> Encounter icon captions are now turned on by default for users logging into Clinical for the first time.</p> 
Clinical	ZED-8630	<p><b>Resolved a formatting Issue When Copying Clinical Notes to Letter Writer</b> Added a new Paste Plain Text option to the Letter Writer to allow formatted text such as encounter notes to be copied and pasted into a letter without formatting.</p>
Clinical	ZED-8633	<p><b>Introduced a Filter Feature for Merge Fields in Letter Writer</b> The Clinical Letter Writer now provides a filter function in the data toolbar, allowing for a quick look-up of a field in the list of available merge fields.</p> 
Clinical	ZED-8687	<p><b>Resolved an access violation in module 'crs_client.exe' when closing Patients in Clinical.</b> Fixed an issue where an AV error was displayed in some cases after closing a patient file in Clinical where My Health Record is enabled.</p>
Clinical	ZED-8739	<p><b>Resolved an issue with My Health Record auto-upload displaying errors at a test site</b> The error occurred for patients with a hidden record and displayed a warning that has been fixed.</p>
Clinical	ZED-8778	<p><b>The Write referral button in HealthShare will now only be an option in Referrals.</b> Removed the "Write Referral" button from HealthShare address book search when opening the search screen from the main toolbar in Clinical.</p>
Upgrader	ZED-8614	<p><b>Removed obsolete Zedmed files and exe from the Installer/Upgrader</b> The Zedmed Upgrader has been enhanced to remove obsolete files from client installations.</p>

## Zedmed v36.1.1

Clinical	ZED-8668	<p><b>PDF viewer unable to view the document - Blank Document</b> Fixed an issue that may prevent the viewing of older PDF files, especially those produced by scanning documents</p>
----------	----------	---

## Zedmed v36.1.0

Zedmed v36.1.0 is a major release that introduces a modern theme, integration with accounting software including Xero and MYOB, HealthLink SmartForm enhancements and pronoun and gender updates.

### Shortcuts to specific sections:

- [Zedmed v36.9.0](#)
- [Zedmed v36.8.1](#)
- [Zedmed v36.8.0](#)
- [Zedmed v36.7.0](#)
- [Zedmed v36.6](#)
- [Zedmed v36.5](#)
- [New Modern theme](#)
- [Surgical Partners integration](#)
- [Zedmed v36.1.0 Updates \(part of the v36.0.0 release\)](#)
- [Zedmed v36.0.0 HealthLink SmartForms enhancements](#)
- [Zedmed v36.0.0 Office & Clinical enhancements](#)
- [Zedmed v36.0.0 Office & Clinical updates](#)

### New Modern theme

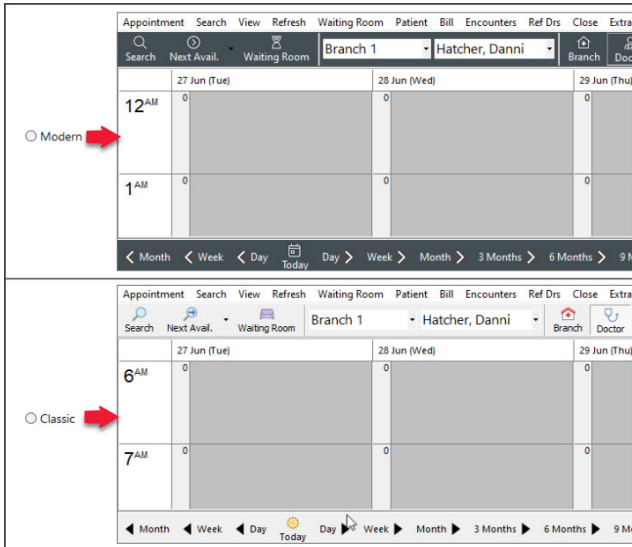
No menus or layouts have changed, but you now have the option to use the new Modern theme or the existing Classic theme.

The screenshot displays the Zedmed software interface for a patient named Holloway, Andrea. The top navigation bar includes options like File, Encounter, Results, Reference, Library, Reports, Tools, Utilities, and Help. Below this, there are icons for various actions: Open Patient, Open Family, Close Patient, Waiting room, Results inbox, Scan, MIMS, Address book, Travel, Batch letter, and To do list. The main content area is divided into several sections:

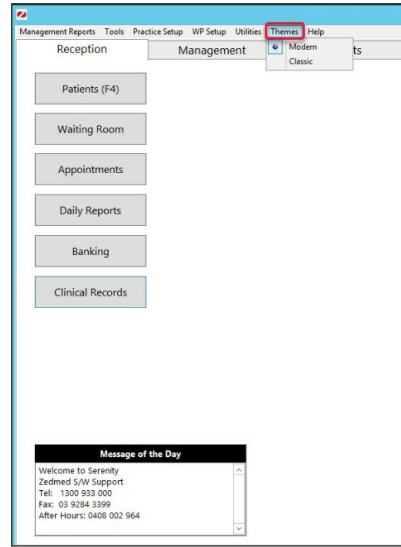
- Patient Information:** Address: 5 Kingsley Gr, BENOWA 4217; DOB: 26/12/1943; Age: 79 years; Medicare No: 49503503111; File No: A56; Hosp UR No: ; MHR Status: Consent to Upload; Referrer: Dr Support Zedmed.
- Summary Views:** Includes tabs for Problems, Referrals, Results, Immunisations, Allergies, Images/ECG, and Pregnancies. It also shows a list of Current Medications, including Paracetamol 500mg Coated Tablet 500mg [20] - TAKE 2 TID and Paracetamol 500mg Coated Tablet 500mg [50] - TAKE 2 TID AS DIRECTED.
- History View:** Shows a list of consultations with dates, times, and locations. The most recent consultation is on 12/08/2022 (Fri) at 10:00am with Dr Phillip Davis at MED, for 4h 23m 10s, with a note about parental anxiety. Other consultations include 15/07/2022 (Fri) at 10:54am with Dr Phillip Davis at MED, for 16m 08s, 13/07/2022 (Wed) at 11:21am with Dr Phillip Davis at MED, for 17m 45s, and 20/05/2021 (Thu) at 5:09pm with Dr Phillip Davis at MED, for 0m 20s. An allergy for Crunchy peanut butter is also listed.

- **The first time** you open Office and Clinical after the upgrade, you will be prompted to choose a theme.
- You can have matching or different themes in Office and Clinical.
- You can swap themes at any time if you change your mind.

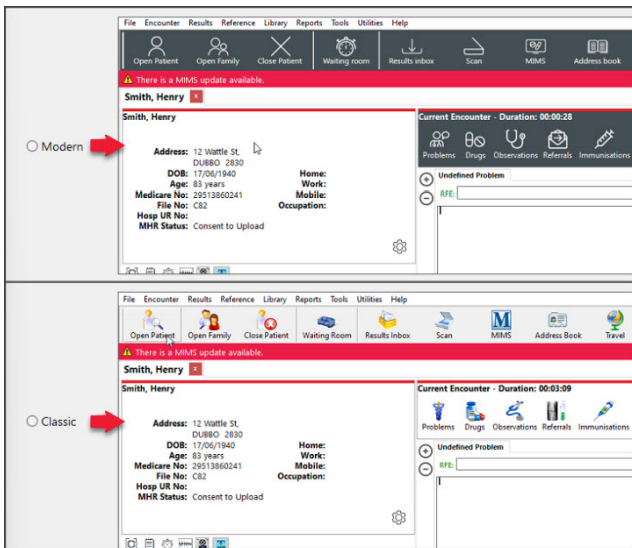
The first time opening Office - select Modern or Classic.



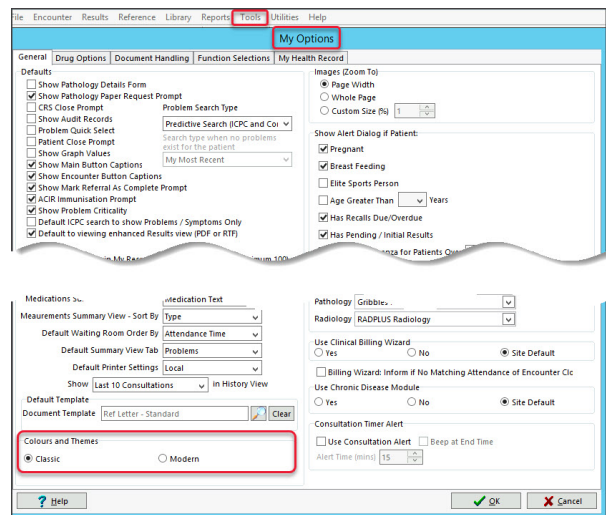
To change - Themes > Modern or Classic.



The first time opening Clinical - select Modern or Classic.



To change - Tools > My Options > Modern or Classic.



## Surgical Partners integration

Surgical Partners is a financial management platform that integrates Zedmed with **accounting products** including Xero and MYOB. This allows you to use the financial information in Zedmed for a range of financial applications from debtors' management to banking and payroll. This functionality is enabled by registering with Surgical Partners who will **configure Zedmed** to send the required financial data to your accounting software each night.

To learn more, visit <https://surgicalpartners.com.au>.

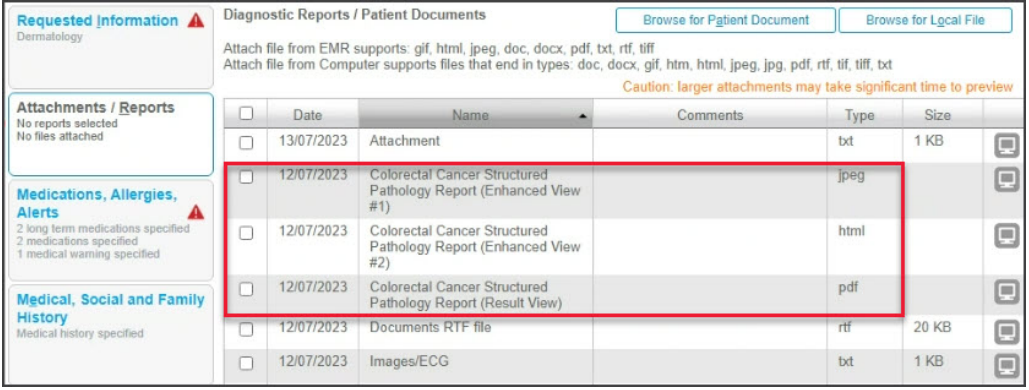
#### Zedmed v36.1.0 Updates (part of the v36.0.0 release)

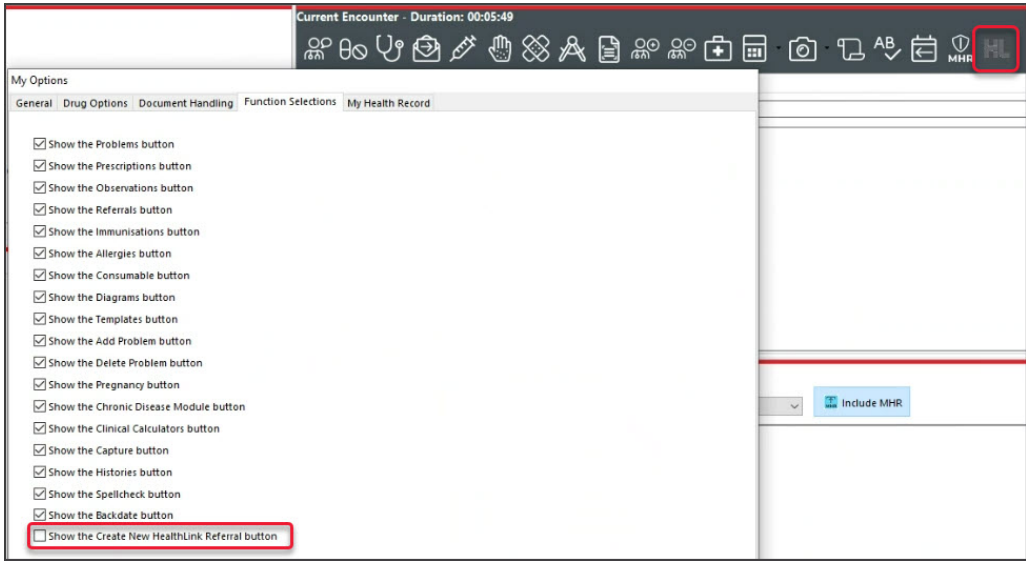
Clinical	ZED-8328	<b>Implemented a new PDF tool to view results and scanned documents in Clinical</b> Removed the requirement for Adobe Reader from Zedmed. PDFs can now be viewed (both when embedded in a result and when attached from a scan) without any external PDF viewer installed.
Office	ZED-8252	<b>Access Violation error resolved when deleting an Appointment Type</b> Fixed an error that occurred when attempting to delete an appointment type from Office
Office	ZED-8360	<b>Corrected the Message/Buttons displayed when a Tyro Easyclaim has been canceled.</b> The message displayed when a user canceled a Tyro Easyclaim has been resolved and the form now allows another attempt.
Office	ZED-8423	<b>Deleted prescriptions are no longer displayed on HealthLink Forms.</b> Deleted prescriptions were still showing up as selectable options in the HealthLink SmartForm.
Clinical	ZED-8452	<b>The Encounter Timer no longer disappears when resuming an encounter.</b> Fixed an issue where the Clinical Encounter timer would no longer be displayed after resuming an existing encounter.
Office	ZED-8481	<b>Updated the Appointment and Full day icons for the Modern Theme.</b> Updated the icons displayed on the Appointment Grid for Appointment and Full Day menu bar options so they are no longer similar to Zoom In and Zoom Out icons.

#### Zedmed v36.0.0 HealthLink SmartForms enhancements

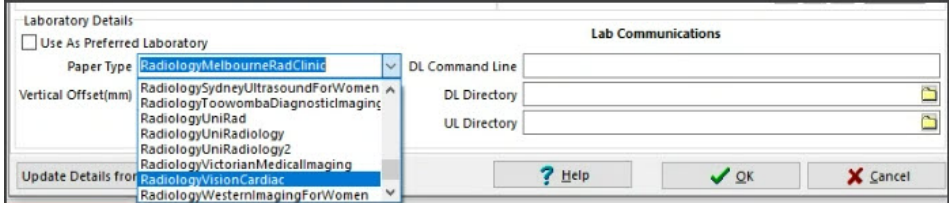
For new users, please follow the Zedmed SmartForms [installation guide](#).

For existing users, please follow the [manual upgrade guide](#).

Clinical	ZED-8267	<p><b>Improved the names used for attachments in SmartForms</b></p> <p>Each HL7 results file can include several sections, and Clinical Results Inbox displays them as follows:</p> <ol style="list-style-type: none"> <li>1. Result View tab.</li> <li>2. Enhanced View tab - HL7 file includes only 1 additional part.</li> <li>3. Enhanced View #N - HL7 file includes N additional parts.</li> <li>4. 2 and 3 are not always present, depends on HL7.</li> </ol> <p>Results in HL7 files added as attachments to a SmartForm will be named as follows:</p> <ol style="list-style-type: none"> <li>1. &lt;HL7 FResult Name&gt; (Result View) tab.</li> <li>2. &lt;HL7 FResult Name&gt; (Enhanced View) tab - HL7 file includes only 1 additional part.</li> <li>3. &lt;HL7 FResult Name&gt; (Enhanced View #N) - HL7 file includes N additional parts.</li> </ol> <p>2 and 3 are not always present - depends on the HL7.</p> 
Clinical	ZED-8292	<p><b>Zedmed's Healthlink SmartForms integration is now upgradeable</b></p> <p>The Healthlink SmartForms service installer has been updated from an MSI into an exe file (as used by other parts of the Zedmed software) so the software is now upgradeable.</p>
Clinical	ZED-8332	<p><b>Healthlink SmartForm will display 1 attachment for HL7 files with 2 records</b></p> <p>The functionality of Zedmed's HealthLink SmartForms integration has been improved. HL7 results that include PIT segments in addition to FT segments will be included as one attachment (as it is done in Clinical, Results).</p>

Clinical	ZED-8379	<p><b>The 'HealthLink Create Referral' button can be removed from the Encounter toolbar</b></p> <p>Doctors can now remove the 'HealthLink Create Referral' button from the encounter toolbar. This is done in Clinical &gt; My Options &gt; Function Selections tab &gt; Show the HealthLink button.</p> 
Clinical	ZED-8387	<p><b>Resolved a scenario where a staff name could appear as the provider in a SmartForm</b></p> <p>Resolved an issue that caused the provider details ( Referred By name) in a HealthLink SmartForm to be populated with a staff member's details instead of the provider's details, when the staff member's ID was the same as the doctor's code.</p>

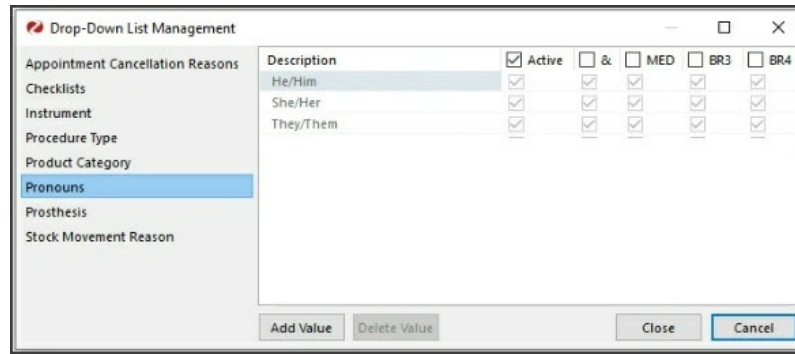
Zedmed v36.0.0 Office & Clinical enhancements

Clinical	ZED-7979	<p><b>New Pathology &amp; Radiology referral templates added to the Clinical Addressbook for:</b></p> <ul style="list-style-type: none"> <li>• Australian Clinical Labs Comprehensive Carrier Screen Request = PathologyClinicalLabsCCS</li> <li>• Queensland Ultrasound for Women = RadiologyQUFW</li> <li>• Sydney Ultrasound for Women = RadiologySydneyUltrasoundForWomen</li> <li>• Vision Radiology = RadiologyVisionCardiac</li> </ul> 
		<p><b>Pronoun field added to Zedmed Office &amp; Clinical</b></p> <p>Added support for specifying preferred pronouns to Zedmed. Pronouns can be set in either the Office or Clinical Patient Details forms and are displayed in the following locations.</p> <ul style="list-style-type: none"> <li>• The selected pronouns will appear when chosen in the patient record Pronouns drop-down.</li> <li>• Enabled at practice and branch level.</li> <li>• Additional pronouns can be added in Practice Setup &gt; Drop-down List Management&gt; Pronouns.</li> </ul>



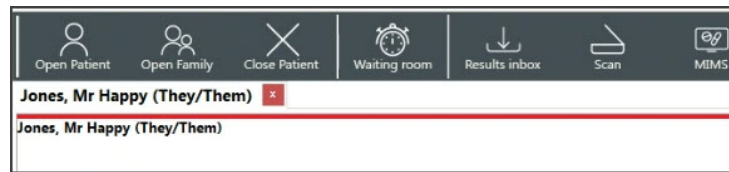
Office/  
Clinical

ZED-1674



Pronouns display:

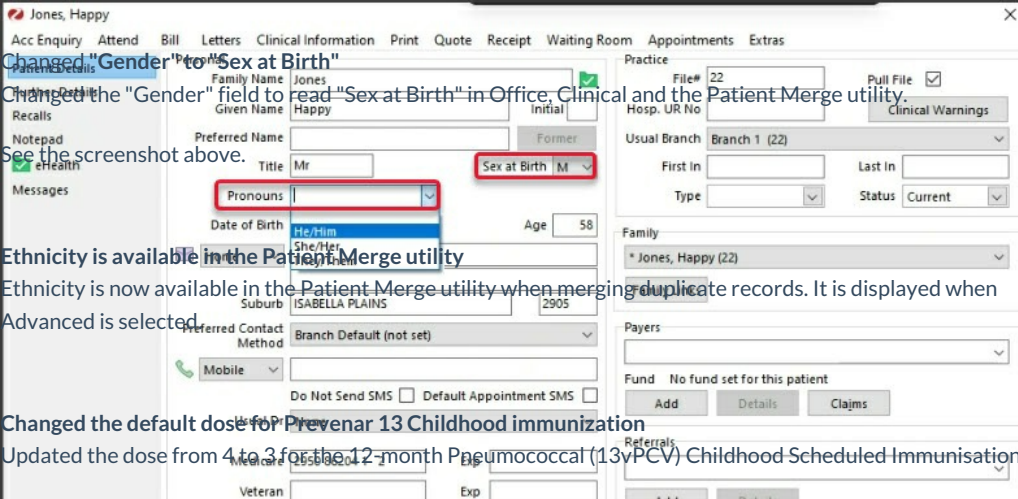

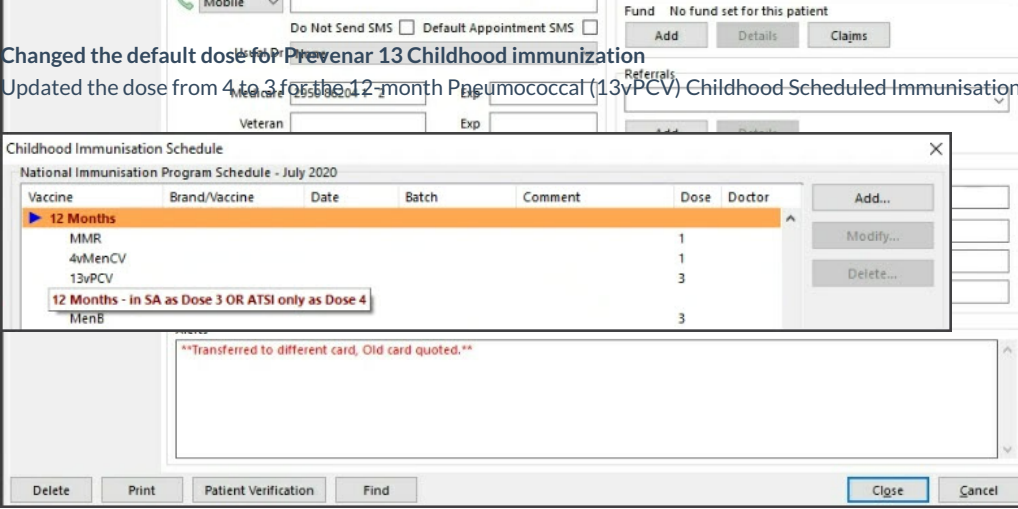
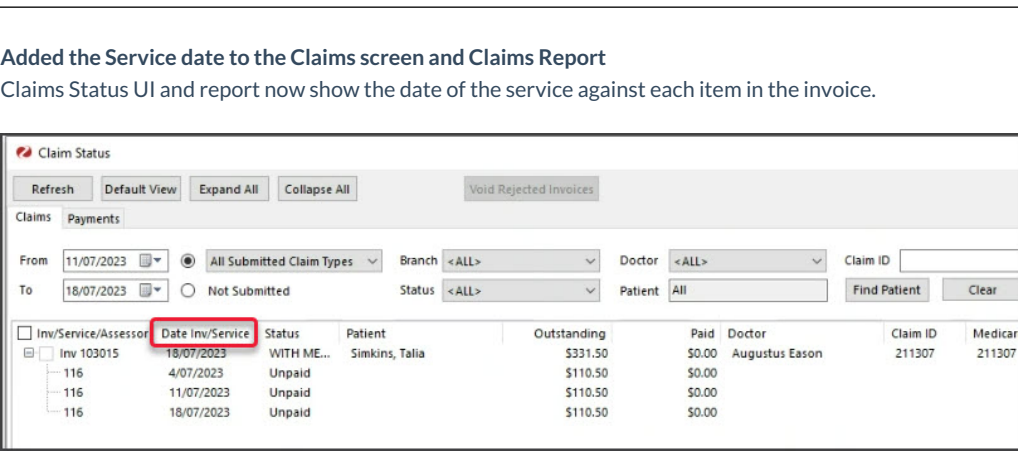
- The header of patient details summary in Clinical.
- Title of patient details in Clinical.

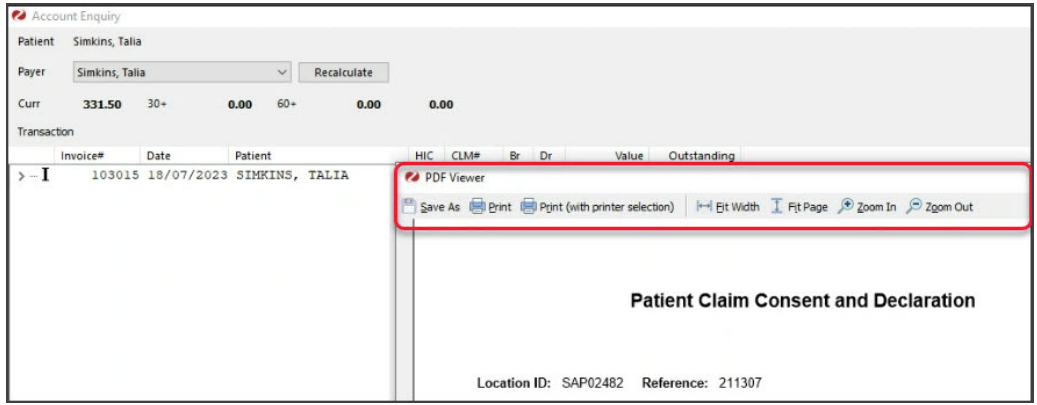


- Patient record tab in Clinical.
- Title of patient details in Office.

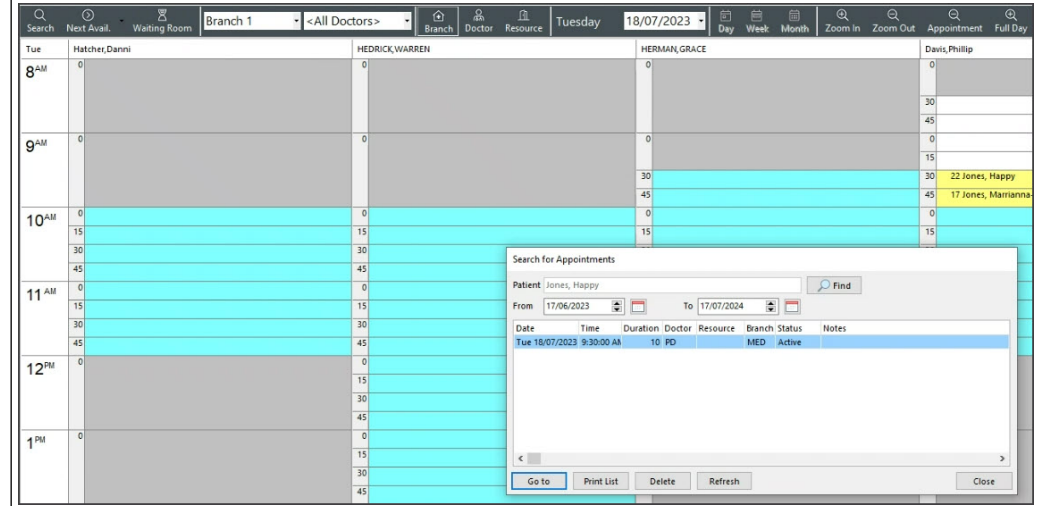


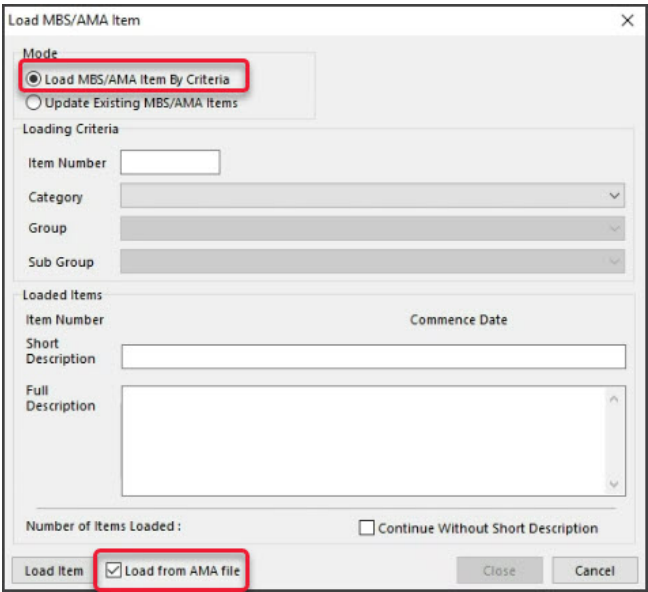
Pronouns & Sex at Birth

Office	ZED-8194	 <p><b>Changed "Gender" to "Sex at Birth"</b>  Changed the "Gender" field to read "Sex at Birth" in Office, Clinical and the Patient Merge utility.  See the screenshot above.</p>																																													
Office	ZED-8202	 <p><b>Ethnicity is available in the Patient Merge utility</b>  Ethnicity is now available in the Patient Merge utility when merging duplicate records. It is displayed when Advanced is selected.</p>																																													
Clinical	ZED-8215	 <p><b>Changed the default dose for Prevenar 13 Childhood immunization</b>  Updated the dose from 4 to 3 for the 12-month Pneumococcal (13vPCV) Childhood Scheduled Immunisation.</p>																																													
Office	ZED-8326	 <p><b>Added the Service date to the Claims screen and Claims Report</b>  Claims Status UI and report now show the date of the service against each item in the invoice.</p> <table border="1" data-bbox="406 1344 1428 1496"> <thead> <tr> <th>Inv/Service/Assessor</th> <th>Date Inv/Service</th> <th>Status</th> <th>Patient</th> <th>Outstanding</th> <th>Paid</th> <th>Doctor</th> <th>Claim ID</th> <th>Medicare</th> </tr> </thead> <tbody> <tr> <td>Inv 103015</td> <td>18/07/2023</td> <td>WITH ME...</td> <td>Simkins, Talia</td> <td>\$331.50</td> <td>\$0.00</td> <td>Augustus Eason</td> <td>211307</td> <td>211307</td> </tr> <tr> <td>116</td> <td>4/07/2023</td> <td>Unpaid</td> <td></td> <td>\$110.50</td> <td>\$0.00</td> <td></td> <td></td> <td></td> </tr> <tr> <td>116</td> <td>11/07/2023</td> <td>Unpaid</td> <td></td> <td>\$110.50</td> <td>\$0.00</td> <td></td> <td></td> <td></td> </tr> <tr> <td>116</td> <td>18/07/2023</td> <td>Unpaid</td> <td></td> <td>\$110.50</td> <td>\$0.00</td> <td></td> <td></td> <td></td> </tr> </tbody> </table>	Inv/Service/Assessor	Date Inv/Service	Status	Patient	Outstanding	Paid	Doctor	Claim ID	Medicare	Inv 103015	18/07/2023	WITH ME...	Simkins, Talia	\$331.50	\$0.00	Augustus Eason	211307	211307	116	4/07/2023	Unpaid		\$110.50	\$0.00				116	11/07/2023	Unpaid		\$110.50	\$0.00				116	18/07/2023	Unpaid		\$110.50	\$0.00			
Inv/Service/Assessor	Date Inv/Service	Status	Patient	Outstanding	Paid	Doctor	Claim ID	Medicare																																							
Inv 103015	18/07/2023	WITH ME...	Simkins, Talia	\$331.50	\$0.00	Augustus Eason	211307	211307																																							
116	4/07/2023	Unpaid		\$110.50	\$0.00																																										
116	11/07/2023	Unpaid		\$110.50	\$0.00																																										
116	18/07/2023	Unpaid		\$110.50	\$0.00																																										

Office	ZED-8370	<p>Replaced the PDF viewer for the "View Claim" button in Account Enquiry</p> <p>Updated the application used to view PDFs in Office for Claims. Viewing a claim from the account enquiry screen is now significantly faster.</p> 
--------	----------	--

**Zedmed v36.0.0 Office & Clinical updates**

Clinical	ZED-8286	<p>Important update.</p> <p>Reduced the flicker on the Results Inbox display list</p> <p>Results Inbox module has been reworked to prevent flickering as users action results.</p>
Office	ZED-5462	<p>Resolved an error that occurred when merging patients with the same SMS message</p> <p>When merging patients that reference the same SMS message, Zedmed Patient Merger will now only move one copy the message to the merged record. Previously it would report an error and abort the merge process.</p>
Office	ZED-5494	<p>The Last (F4) Button now works in Appointments</p> <p>While searching for patients on the Appointments UI, selecting the Last F4 button now selects the last opened patient in the appointment search dialog.</p> 
Office	ZED-7111	<p>The Delete button in Staff Maintenance&gt;Apps Access no longer causes an Access Violation</p> <p>The Delete button on the staff permissions maintenance dialog, App Access tab, will now remain disabled until a selection has been made to prevent an error.</p>

Office	ZED-7982	<p>Resolved Error Data too large for variable [ITEM_CODE]. Max len = [8], actual len = [9] when running AMA Fee Load  The Load MBS/AMA Item By Criteria option now works when the Load from AMA file checkbox is selected and an AMA load fee file is used. AMA fees will now be loaded as long as the corresponding MBS item already exists, a report is displayed at the end of the import listing the items that could not be imported.</p> 
Office	ZED-7983	<p>Resolved Error - Param [NEWSTARTDATE] type changed from [ftSQLTimeStamp] to [ftDateTime] running AMA Update Fees  The Update Existing MBS/AMA Items with the Load from AMA file option selected will now run without error and enable the update AMA items.</p>
Office	ZED-8233	<p>Statistics report - Referral Doctor criteria now correctly lists all address book entries (not just referral doctors)  Referral Doctor criteria in the Statistics Report will now only list Referral Doctor contacts who are set as Available.</p>
Office	ZED-8247	<p>Resolved Error "Zedmed Office was unable to load the OLE object file" when you Select or Preview an archived letter  Fixed the issue with an error being displayed when selecting or previewing patient letters that have been archived.</p>
Clinical	ZED-8248	<p>Resolved Error 'Type ID Mismatch' when importing CDA letters  When importing HL7 messages that contain XML files with a namespace prefix, Zedmed Clinical will report a more accurate error instead of returning "Type ID mismatch".</p>
Office	ZED-8362	<p>Resolved an Intramail error in Sent Items  Fixed an error that occurred when viewing sent items in office intramail when the To: or CC: fields contain a combined total of more than 1000 characters.</p>

---

Office	ZED-8367	A double booking Patient's name will no longer change when editing the appointment. Modifying an appointment by selecting it from the appointment selector (appointment 'Details' context menu option), no longer displays a different patient in the appointment selector at the end of the process.
--------	----------	--

---